

Gytpol Validator

Pre-Requisites Checker Tool Guide

Doc: GYT-TEC-004

Release: 3

Total pages:	6
---------------------	---

Doc. Title:	Gytpol Validator Pre-Requisites Checker Tool Guide
--------------------	---

Doc. No.:	GYT-TEC-004
------------------	-------------

Classification:	Confidential
------------------------	--------------

Revision:	3
------------------	---

Restriction:	Gytpol and approved recipients
---------------------	--------------------------------

Date:	21 st May 2020
--------------	---------------------------

Customer:	
------------------	--

Owner:	Tal Kollender
---------------	---------------

Reviewers/ Approvers:	Matthew Album
	Gilad Raz
	Yakov Kogan

Author:	Tal Kollender
----------------	---------------

@ gytpol Limited 2020. All rights reserved. PROPRIETARY AND CONFIDENTIAL.

This document may include reference to technologies that use patents (pending or granted) which are owned by gytpol Limited or third parties. The use of such patents shall be subject to express written license terms. You shall not copy, disclose, reproduce, store in a retrieval system or transmit in any form or by any means whether in whole or in part this document. gytpol Limited accepts no liability and offers no warranty in relation to the use of this document or any technology referenced herein as well as associated intellectual property rights except as it has otherwise agreed in writing.

All trademarks and brands are the property of their respective owners, and their use is subject to license terms.

Contents

Introduction 4

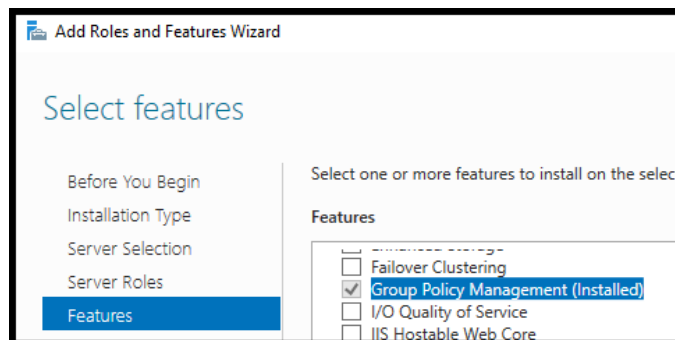
Pre-Requisites Checker 4

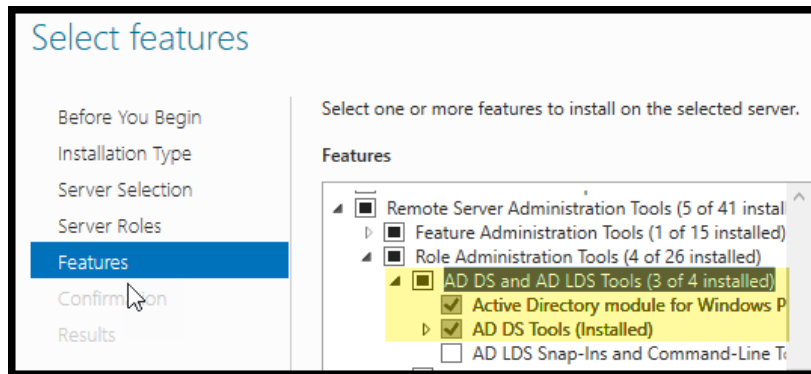
Introduction

The purpose of this document is to provide a guide on how to download, install and use the Validator Pre-Requisites Checker Tool.

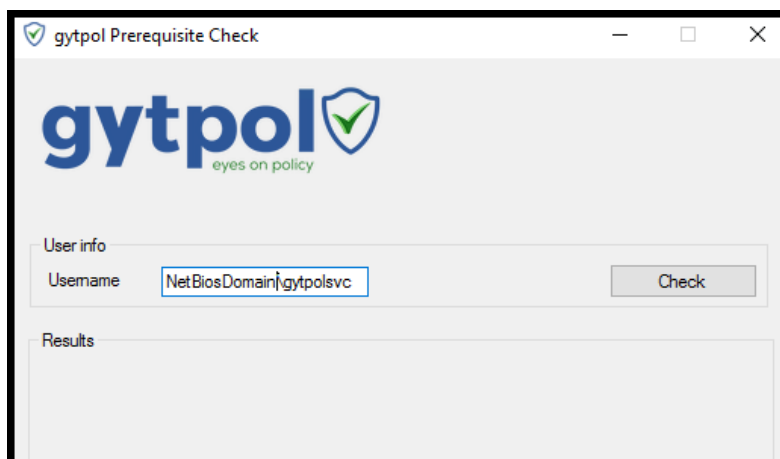
Pre-Requisites Checker

1. Download the tool from:
<https://gytpolartifact.blob.core.windows.net/gytpolartifact/release/installer-prerequisite/latest/StandalonePreerequisiteScreen-2020-04-12-build-2.exe?sp=r&st=2020-04-12T22:23:09Z&se=2020-08-01T06:23:09Z&spr=https&sv=2019-02-02&sr=b&sig=N9ThLoUpqy9ppl%2B8u7Xi04MZKErBUKL9SuMcyKKN1Q%3D>
2. Copy the file to gytpol server
3. Open Server Manager on gytpol server and tap → “Add Roles and Features” and click next until you get the Features tab:
4. Check the “Group Policy Management”, “Active Directory module for PS” and “AD DS Tools”:

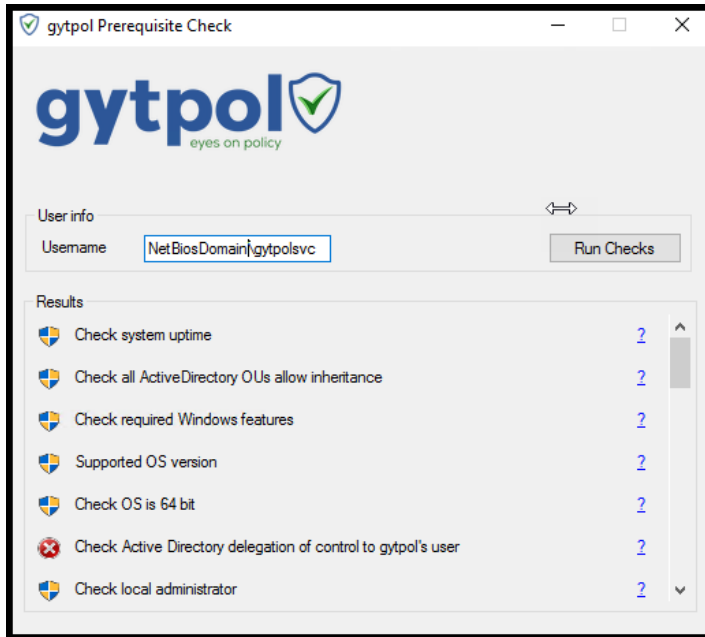







5. Click Next and Install and wait until it ends
6. Right click on the gytpol tool you downloaded on step 1 → Run as administrator
7. Enter the gytpol user including the netbios domain, i.e. Domain\gytpolUser and press “Check”:



8. Wait to see the results:



- a. Red X sign () – it means you need to fix it. Mouse over the question mark to see what you need to do to fix it
- b. Defender sign () – means the check is passed and the result is OK
- c. Question mark – it was unable to check the specific check
- d. Warning sign () – the check failed but it is not critical to fix it in order to continue to installation

9. Please restart the server before the installation